



GLOBE AIRMOTORS B.V.

GLOBE Airmotors | Boerhaaveweg 9-11 | NL - 2408 AD Alphen a/d Rijn | Tel +31 172 426 608 | info@globe-benelux.nl

Specifications: RM006

Compact Piston Air motor - 7 Nm - / 5.2 lbs ft.




The GLOBE

COMPACT PISTON AIR MOTOR

Contents

Performance	2
Dimensions & Load diagram SXA & SXX	3
Dimensions & Load diagram SFA & SFX	3
Selection Code Compact piston air motor	4

CE  II 2G Ex h IIC T5 Gb
II 2D Ex h IIIC T100°C Db
Ta = -10° + 60°C

globe-benelux.nl

RM006

Compact Piston Air motor - 7 Nm - / 5.2 lbs.ft.

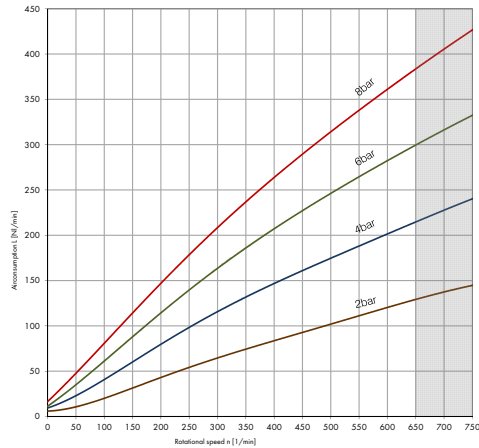
The GLOBE RM006 compact piston air motor is unique in all ways! During development, we have committed ourselves 100% on achieving a long service life and high efficiency. The new design of the RM006 features a nickel-plated housing and metal wheels in the pistons. This makes the RM006 even more reliable. It's like the wheels of the pistons run on rails, even smoother with less resistance. This not only makes the motor stronger, it has a longer service life because of less wear and therefore requires less maintenance. The GLOBE RM006 compact piston air motor is therefore successful in all areas. In addition, we tested it and compared it to comparable air motors on the market. Our GLOBE RM006 is at least 50% more efficient.

- » High starting torque
- » Starting torque 7 Nm / 5,2 lbs.ft.
- » ATEX certified
- » Oil free (optional)
- » Silicone free
- » Easy to control
- » Very low air consumption
- » Reliable

RM006 - Specifications

Type	Torque		Rotation speed (reversible) rpm	Weight (reversible)		IP	Flange	ATEX
	Nm	lbf.ft		kg	lbs			
RM006-SXA	6	4.4	50 - 650	2.8	6.2	54	No	Yes
RM006-SXX	6	4.4	50 - 650	2.8	6.2	54	No	No
RM006-SFA	6	4.4	50 - 650	3.1	6.8	54	Yes	Yes
RM006-SFX	6	4.4	50 - 650	3.1	6.8	54	No	No

Air consumption RM006

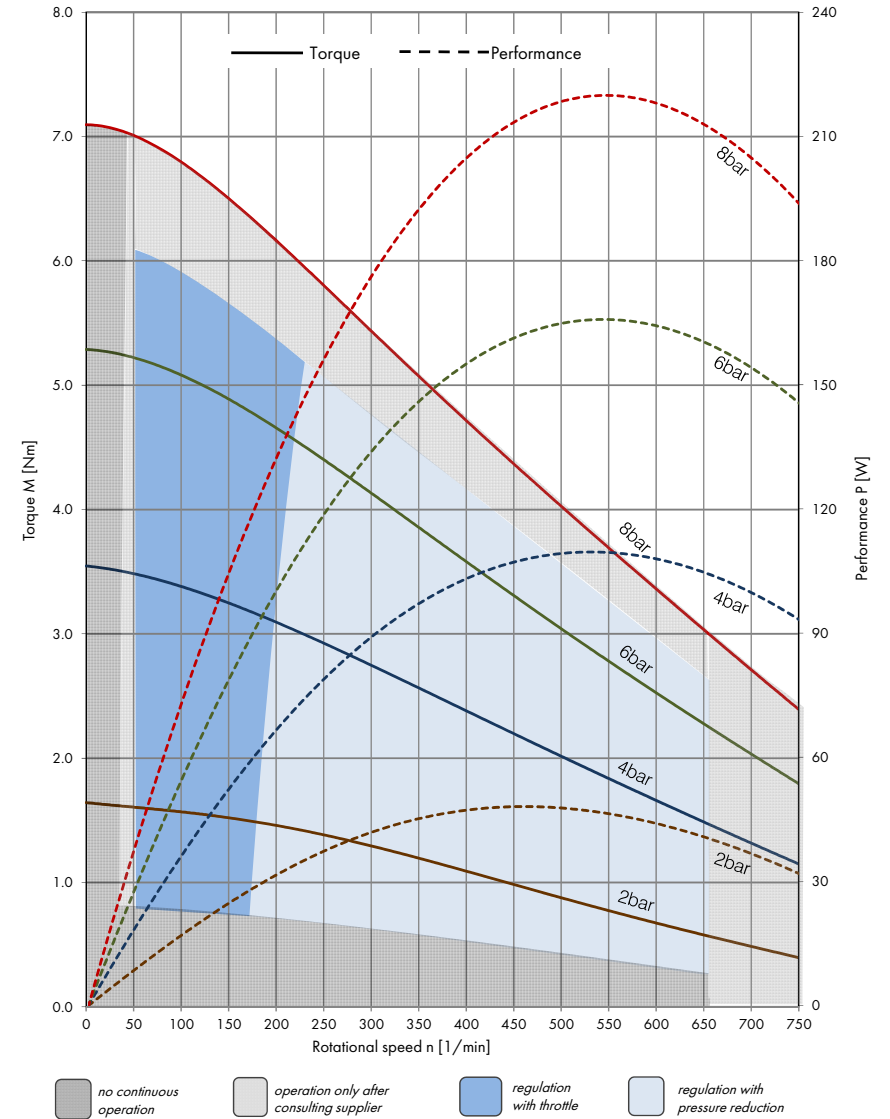


- » Max. power: 220 W / 0.21 H.P.
- » Torque at max. power: 3.6 Nm / 2.5 lbs.ft.
- » Starting torque: 7 Nm / 5. lbs.ft
- » Speed of rotation: 50 - 650 rpm Reversible
- » Weight: 2.8 kg. no flange
3.1 kg. with flange
- » Air consumption: 340 NI/min. / 12 CFM
- » Waterproof: 54 IP



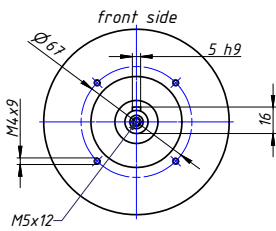
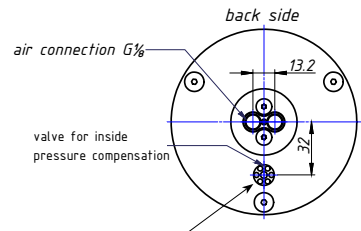
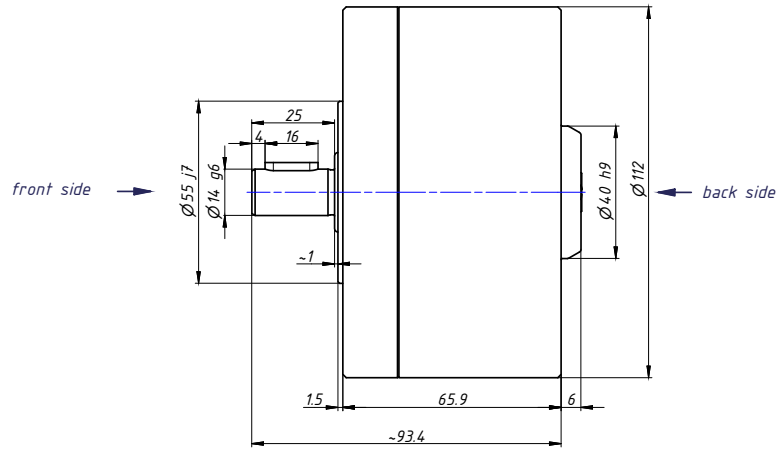
Performance RM006

Reversible



Dimensions RM006 SXA & SXX

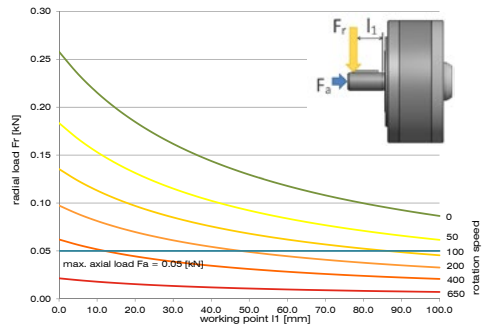
Nickel plated steel housing | No flange



No ATEX = air vent. through silencer

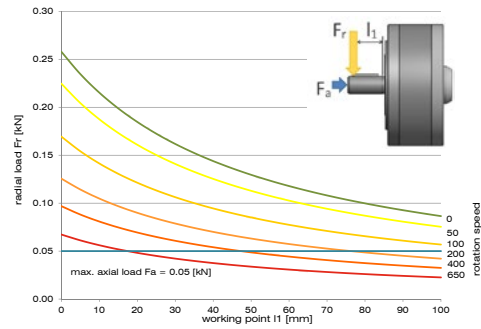
Load diagram RM006 SXA

Nickel plated steel housing | no flange | ATEX



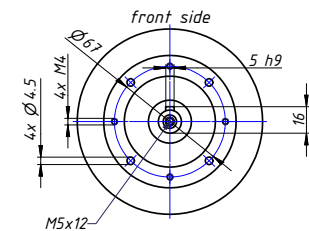
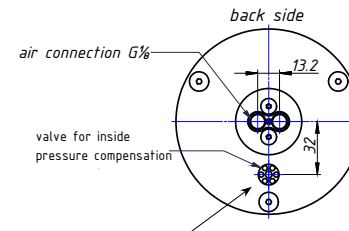
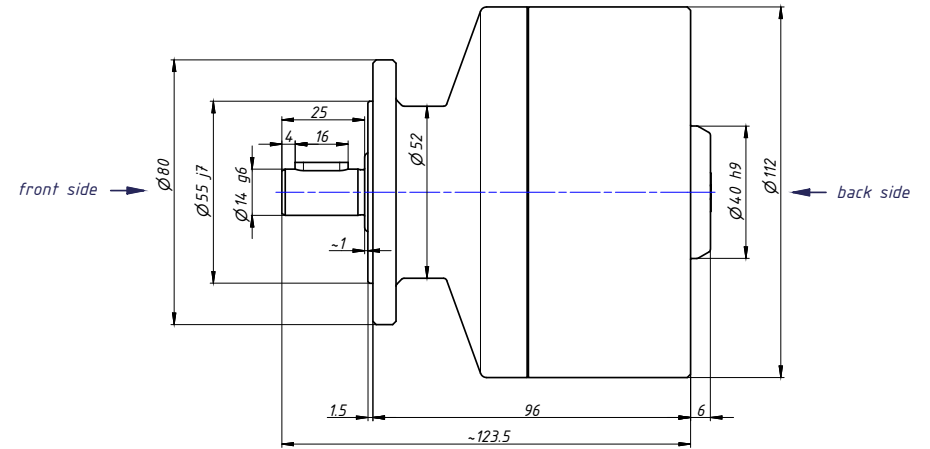
Load diagram RM006 SXX

Nickel plated steel housing | no flange



Dimensions RM006 SFA & SFX

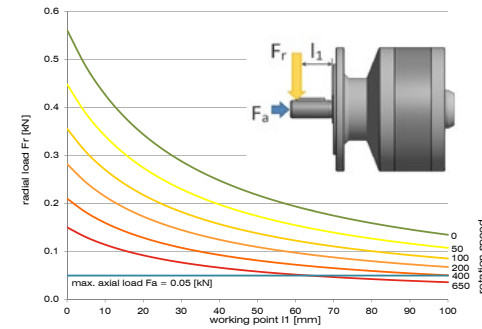
Nickel plated steel housing | flange



No ATEX = air vent. through silencer

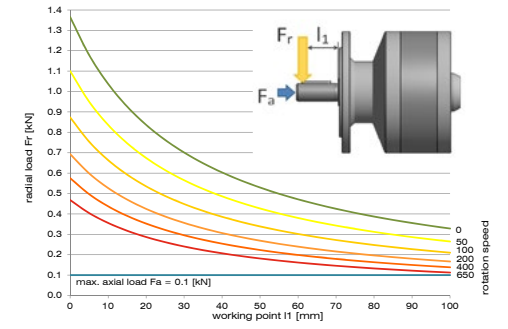
Load diagram RM006 SFA

Nickel plated steel housing | flange | ATEX



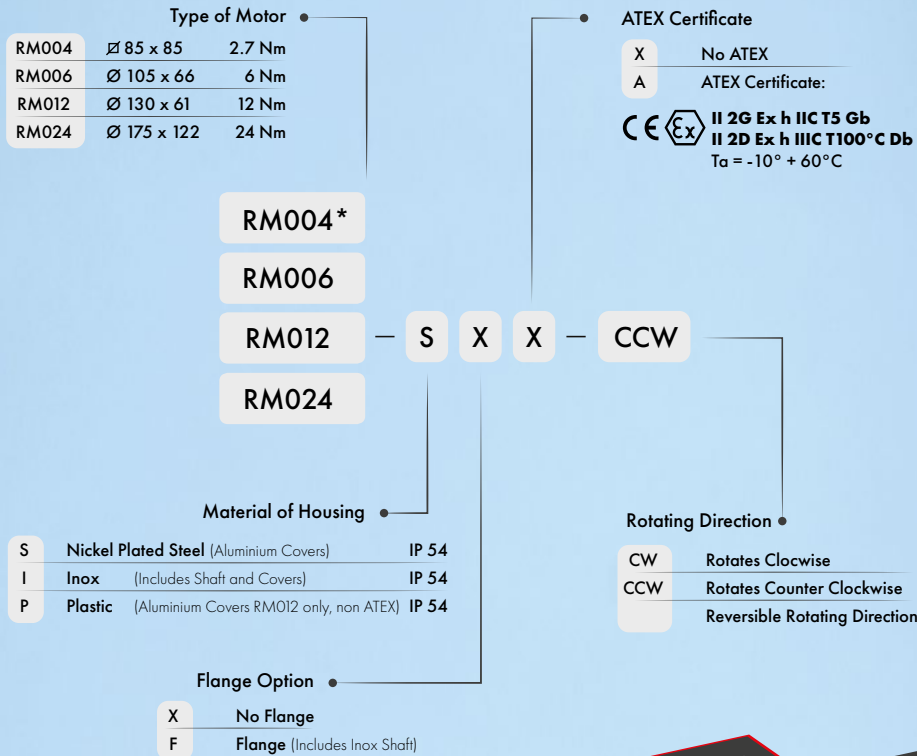
Load diagram RM006 SFX

Nickel plated steel housing | flange



Selection Code

Make your GLOBE compact piston air motor ordering code



*Standard shaft diameter is ∅9 mm, optional available in ∅14 mm

Order your
COMPACT AIR MOTOR:
info@globe-benelux.nl



Specifications

Type	Torque		Rotation speed (reversible)	Rotation speed (CW & CCW)	Weight (reversible)		Weight CW & CCW		IP	Flange	ATEX	Page
	Nm	lbf.ft	rpm	rpm	kg	lbs	kg	lbs				
RM004-SXA	2.7	2.0	60 – 550	100 – 800	2.2	4.8	2.1	4.6	54	No	Yes	12 - 13
RM004-IXA	2.7	2.0	60 – 550	100 – 800	4.9	10.8	4.6	10.1	54	No	Yes	12 - 13
RM006-SXA	6	4.4	50 – 650	-	2.8	6.2	-	-	54	No	Yes	16
RM006-SXX	6	4.4	50 – 650	-	2.8	6.2	-	-	54	No	No	16
RM006-SFA	6	4.4	50 – 650	-	3.1	6.8	-	-	54	Yes	Yes	17
RM006-SFX	6	4.4	50 – 650	-	3.1	6.8	-	-	54	No	No	17
RM012-SXA	12	8.9	50 – 350	50 – 450	3.8	8.3	3.8	8.3	54	No	Yes	20
RM012-SXX	12	8.9	50 – 350	50 – 450	3.8	8.3	3.8	8.3	50	No	No	20
RM012-SFA	12	8.9	50 – 350	50 – 450	4.6	10.1	4.6	10.1	54	Yes	Yes	21
RM012-SFX	12	8.9	50 – 350	50 – 450	4.6	10.1	4.6	10.1	50	Yes	No	21
RM012-IXA	12	8.9	50 – 350	50 – 450	4.9	10.8	4.9	10.8	54	No	Yes	20
RM012-IXX	12	8.9	50 – 350	50 – 450	4.9	10.8	4.9	10.8	64	No	No	20
RM012-IFA	12	8.9	50 – 350	50 – 450	6.5	14.3	6.5	14.3	54	Yes	Yes	21
RM012-IFX	12	8.9	50 – 350	50 – 450	6.5	14.3	6.5	14.3	64	Yes	No	21
RM012-PXX	12	8.9	50 – 350	50 – 450	4.2	9.2	4.2	9.2	64	No	No	22
RM012-PFX	12	8.9	50 – 350	50 – 450	5.8	12.8	5.8	12.8	64	Yes	No	22
RM024-SXA	24	18	50 – 350	50 – 450	7.6	16.8	7.6	16.8	54	No	Yes	25
RM024-SXX	24	18	50 – 350	50 – 450	7.6	16.8	7.6	16.8	50	No	No	25
RM024-SFA	24	18	50 – 350	50 – 450	8.2	18	8.2	18	54	Yes	Yes	26
RM024-SFX	24	18	50 – 350	50 – 450	8.2	18	8.2	18	50	Yes	No	26
RM024-IXA	24	18	50 – 350	50 – 450	10.9	24	10.9	24	54	No	Yes	25
RM024-IXX	24	18	50 – 350	50 – 450	10.9	24	10.9	24	64	No	No	25
RM024-IFA	24	18	50 – 350	50 – 450	12	26.5	12	26.5	54	Yes	Yes	26
RM024-IFX	24	18	50 – 350	50 – 450	12	26.5	12	26.5	64	Yes	No	26